

















Weatherproof Accessories

First characteristic numeral				Second characteristic numeral				
Protection against solid foreign objects			Degree of protection for people against access to hazardous parts with:		Protection against harmful ingress of water			Degree of protection from water
I.P.	Example	Tests			I.P.	Example	Tests	
Ingress Protection (IP) Rating Table								
0		No protection.	Non-protected		0		No protection.	Non-protected
1		Full penetration of 50mm diameter of sphere not allowed. Contact with hazardous parts not permitted.	Back of hand		1		Protected against vertically falling drops of water.	Vertically dripping
2		Full penetration of 12.5mm diameter of sphere not allowed. The jointed test finger shall have adequate clearance from hazardous parts.	Finger		2		Protected against vertically falling drops of water with enclosure tilted 15° from the vertical.	Dripping up to 15° from the vertical
3		The access probe of 2.5mm diameter shall not penetrate.	Tool		3		Protected against sprays to 60° from the vertical.	Limited spraying
4		The access probe of 1mm diameter shall not penetrate.	Wire		4		Protected against water splashed from all directions - limited ingress permitted.	Splashing from all directions
5		Limited ingress of dust permitted (no harmful deposit).	Dust protected	W I R E	5		Protected against low pressure jets of water from all directions - limited ingress permitted.	Hosing jets from all directions
6		No ingress of dust.	Dust tight		6		Protected against strong jets of water e.g. for use on ship decks - limited ingress permitted.	Hosing jets from all directions
					7		Protected against the effects of immersion between 150mm and 1m.	Temporary immersion
					8		Protected against continuous submersion at a specified depth.	Continuous immersion

Weatherproof Accessories

The IK rating classifies the level of protection that electrical appliances provide against mechanical impacts from the outside. It is defined by standard IEC 62262.

The degree of mechanical protection is identified by a code that consists of the letters IK followed by two digits:

Code	Impact energy	Test
IK Rating		
00	Non-protected	
01	0.150 joules	Resistant against an impact from an object of 200 grams (0.44lbs) thrown from a distance of 7.5 cm (2.9")
02	0.200 joules	Resistant against an impact from an object of 200 grams (0.44lbs) thrown from a distance of 10 cm (3.9")
03	0.350 joules	Resistant against an impact from an object of 200 grams (0.44lbs) thrown from a distance of 17.5 cm (6.9")
04	0.500 joules	Resistant against an impact from an object of 200 grams (0.44lbs) thrown from a distance of 25 cm (9.8")
05	0.700 joules	Resistant against an impact from an object of 200 grams (0.44lbs) thrown from a distance of 35 cm (13.8")
06	1.00 joules	Resistant against an impact from an object of 500 grams (1.1lbs) thrown from a distance of 20 cm (7.9")
07	2.00 joules	Resistant against an impact from an object of 500 grams (1.1lbs) thrown from a distance of 40 cm (15.7")
08	5.00 joules	Resistant against an impact from an object of 1.7 kg (3.8lbs) thrown from a distance of 29.5 cm (11.6")
09	10.00 joules	Resistant against an impact from an object of 5 kg (11lbs) thrown from a distance of 20 cm (7.9")
10	20.00 joules	Resistant against an impact from an object of 5 kg (11lbs) thrown from a distance of 40 cm (15.7")

The Nexus Storm and Decorative Weatherproof ranges are rated at IP66 and IK06.

